



akdeio[®]
forest products ground materials
import export
marketing industry and trade
LIMITED COMPANY

Tarkett
Modular T7 LVT

Modular T7

LUXURY VINLY TILES

The Game
Changer -
new
stages!

LVT

akdeio

Forest Products Ground Materials Import Export Marketing Industry and Trade
LIMITED COMPANY

Mobile Company: +90 532 250 65 29

Phone: +90 212 111 11 11

Address: Atakent Mah. 243. Sk. No 6 Tema Istanbul Sitesi 7/B No:1 Halkalı / K.Çekmece İstanbul / TÜRKİYE



www.akdeio.com.tr
info@akdeio.com.tr

[akdeio](#)
[akdeioormen](#)

beranet
LVT LUXURY VINYL TILES

ModularT 7

LUXURY VINYL TILES

The Game
Changer -
new
stages!

THE GAME CHANGER - NEW STAGES!

The first impression of a space is to a great extent defined by thoughtfully designed interior. Texture and colour of the floor gives basic tone to the space, which is upgraded with the other elements of interior design. LVT floor coverings changed the game rules completely, when it comes to floor design.

CUBO DARK GREY | 57022068

Colours of the products shown in the photos are indicative only. There may be differences in colours, gloss and embossing structure between the products sold and the photos.

ModularT 7

The Game Changer - new stages!

Continuing the successful story of ModularT started in 2020, we proudly announce that this journey continues to reach new stages:

- There are new designs inspired by modern way of living and carefully chosen according to end consumers wishes!
- We are introducing improved visual aspect of our floorings, based on unique combination of the new matt PU coating and material embossing
- Our collection is now available in more various sizes, depending of the design: from regular size of wooden strips, to extra-long planks and regular tiles in new, refreshing sizes to amazingly large tiles

The most important thing is that we kept all the main quality performances on the highest level - excellent dimensional stability, simple maintenance, water resistance and good durability together with significant impact sound reduction as our advantages!

SUMMARY

Sustainable solution	6
Construction for high performances	7
Design for excellence	9
Designs	10
Installation instructions	92
Technical data	94
Notes	95

SUSTAINABLE SOLUTION

1. Phthalate free

We selected phthalate free plasticizers approved for food contact containers, which can also be used for toys intended to be placed in the mouth by children.

This way, we offer our clients more comfortable, healthy and people-friendly indoor spaces, keeping high performance and design experience.



2. VOC ≤100µg/m³



3. 100% recyclable



4. Renewable electricity

Acting on climate change is an imperative for all of us, and at Tarkett we're accelerating our efforts in the areas where we can make the biggest positive impact.

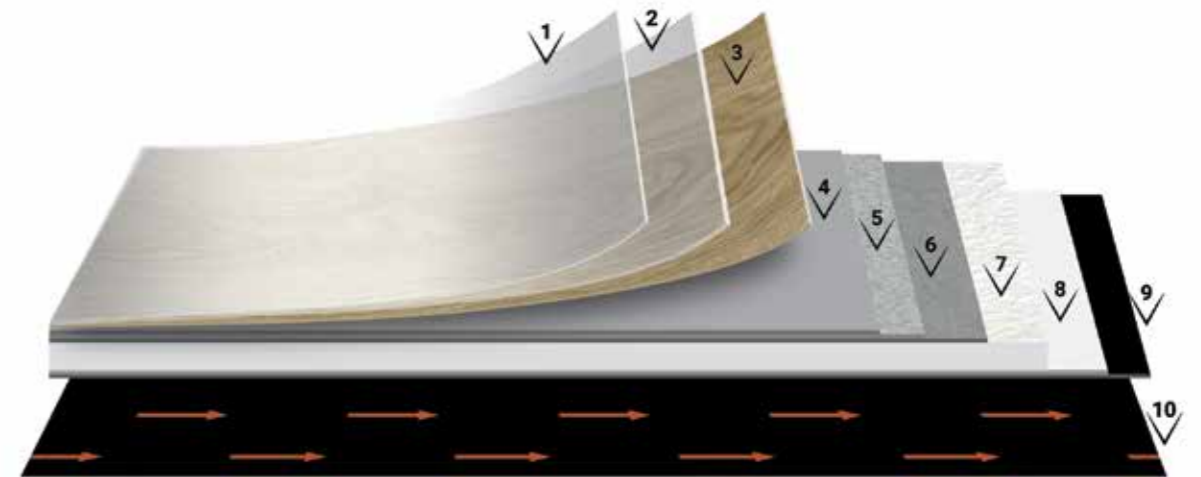
We produce with 100% electricity from renewable resources. We focus relentlessly on adhering to the principles of a circular economy, continually working to reduce the impact of our products at every stage of their life cycle



10 LAYER construction for HIGH performances

Durability: Very resistant and durable floor, intended for commercial areas with high frequency.

Multiple glass fiber and glass grid reinforcement (PATENT PENDING, filed under no. EP20196372.5 and RU2019129023) for great dimensional stability, several times better than most products on market have. Thanks to innovative construction, ModularT is flexible enough and easier for manipulation during installation.



New UV lacquering brings more matt natural look to floor surfaces with significantly less shiny appearances, when looking from opposite side of each light sources such as window pannels or any kind of outsource lights. Additional protective layer on floor covering, which keeps lower layers of the product clean, provides excellent maintenance all the time.

NEW MATT NATURAL VISUAL ASPECT

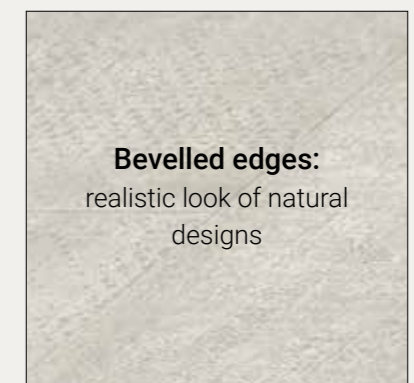
OLD VISUAL ASPECT shiny from "sharp" angle view



Water resistant material.



Construction that provides good acoustic insulation, two times better than regular compact LVT.




Bevelled edges:
realistic look of natural designs



DESIGNERS' INSPIRATION

LOOK & STYLE

Collection ModularT has been created after researching latest trends in ceramics and wood floor coverings. Its designs are suitable for modern architecture and for those who like simplicity and uniqueness, at the same time paying attention to details. We created this collection led by idea of achieving excellence.



DESIGN FOR EXCELLENCE

ModularT collection is a selection of modern designs, created with the use of classic materials. Different kinds of designs, are timeless classics with natural imperfections, fresh colors that create modern look of living spaces.

Contemporary oak designs, perfect for any use, from commercial to residential spaces, designed in order to satisfy those who search for classic looks, as well as those who prefer Scandinavian minimalism. Beton design, was a sophisticated project with carefully selected combinations of colors, compatible with all wooden designs. Different grey tones in collection are mixed with nuances of brown and beige color, which all together represent a solution for urban design spaces. Various colors seen in Stucco, Tisse, Cubo and Texton will ensure even the most demanding needs.

Charmly Designs from ModularT 7 can fully support different characteristics and personalities!

OAK STREET

This design brings together traditional and modern, with various possibilities thanks to multicolour nuances. With its modern appearance, and cheerful colour nuances inside each board, this design gives impressive looks to any space. Rich selection of colouristic solutions enables complete transformation of this design in different versions.

OAK ORIGIN

Natural structure of wood exudes freshness and energy, leaving impression of traditional, classic and elegant oak. Rich and massive structure is in perfect harmony with enhanced shapes and texture. Coloured in calm and flat aspect with darker effects around natural shapes of tree rings, make this design unique. Use of natural colours in this design is very important, since they create atmosphere and impression of natural environment.

OAK TREND

Authentic, old wood structure, which passed the test of time and became icon of design itself. Remaining trendy through the years, classic wood with enhanced brush effect brings in the spirit of nature. Stories can be told on this floor. Colour palette is inspired by Scandinavian style, which, along with its simplicity, expresses warmth, personality and familiarity.

OAK PURE

From traditional to classic, Oak Pure design has the rougher look of wood structure with its detail and depth of texture. The use of a bit rustic wood treatments creates dramatic wood design with highlighted cathedrals in a warm, inviting, and dynamic natural tone.

OAK ELEGANT

A perfect balance between nature and design is Oak Elegant. It has been designed to bring the artistry of nature with a soft texture and modern colour shades that mimic real elegant and contemporary oak look. Oak Elegant plank design has smoother and subtle structure.

OAK MODERN

Simplicity of natural wood is back again, since classic is never out of trend. Warmness and richness provides comfortable look for space, while oak touch gathers both vintage and modern look. **Due to the special design development, pattern repetition has been significantly decreased comparing to regular wood designs. The chance of seeing two planks with same pattern is more than twice lower.**



CUBO

Specific details with differences in general appearance of final look and texture, are enhanced with carefully chosen colors' pallet. Design is irresistible when we talk about its energy, unique beauty and various patina effects. With its details, sandy structure and cheerfully effect, it creates marvelous look and impression. Great power with specific energy to every space is guaranteed with this design. Various natural materials are key for endless solutions per all kind of spaces.

STUCCO

Artistic touch with simplicity of natural moment found in stone, presents minimalism in its best way, while neutral pallet of colors, open various possibilities of implementation! Cold stone inspired us to create this charmingly color, which design the atmosphere for industrial look. Design is very attractive and bravely presents endless and powerful beauty. Limits are created only by us!

TEXTON

A clean, abstract appearance that draws inspiration from a natural material, cement, translated and stylized into a design feels so organic. The understanding of "less is more" is the attitude behind this design.

TISSE

Simple design created as a must for this collection! Endless beauty, clean pattern and very attractive look are always a great solution for final choice!

BETON

Concrete design, leaves strong impression with its simplicity. Without excess accents, pure perfection only. Designed and coloured with style, it is ideal for creating minimalist interior design.





Smooth texture of oak wood in gentle white tones



OAK ELEGANT White 257021059 / 20x120cm





Warm beige nuance
with cold ash effect



OAK TREND Beige 257021051 / 20x120cm






Elegant texture of oak wood
seen in gentle white tones

OAK MODERN Cold Beige

257021043 / 18x200 cm
257021046 / 16x100 cm





Soft visual finish of oak design in sand tones creates cozy and warm interior



OAK ELEGANT Sand 257021060 / 20x120cm





Fresh and inspiring tone when it comes to spaces!



OAK MODERN Beige 257021048 / 16x100 cm






Soft and warm tones
for cozy and pleasant
atmosphere



OAK ELEGANT Warm Beige

257021062 / 20x120cm





Classic Oak colour in smooth and contemporary design



OAK ELEGANT Nature

257021063 / 20x120cm





Traditional yellow color in warm honey tone



OAK MODERN Nature

257021042 / 18x200 cm

257021045 / 16x100 cm





Medium cool
pistachio brown



OAK STREET Beige Stone 257021056 / 20x120cm





Cool and fresh tone in modern design



OAK ELEGANT Stone Beige

257021061 / 20x120cm





Medium nuance
of brown colour



OAK STREET Cold Brown 257021057 / 20x120cm





Classic yellow colour
in honey gold tone



OAK ORIGIN Nature 257021055 / 20x120cm





Natural brown tone in rich wood structure



OAK ORIGIN Light Brown 257021054 / 20x120cm





Original tone and design for
complete transformation of
interior

OAK MODERN BROWN

257021041 / 18x200 cm
257021044 / 16x100 cm





Deep texture in brown tones, with beautiful natural lines of oak wood



OAK PURE BROWN 257021066 / 20x120cm





Oak design with cold, grey tones



OAK ELEGANT Cold Brown

257021065 / 20x120cm





Cold brown nuance



OAK TREND Cold Brown 257021052 / 20x120cm





Stylish and inviting design
provides attraction and
endless beauty



OAK MODERN Stone Brown

257021050 / 16x100 cm





Non ordinary tone, where
grey nuance has warm
appearance

OAK ELEGANT Warm Grey

257021064 / 20x120cm





Soft, greyish tones for nice atmosphere in space



OAK MODERN Light Grey 257021047 / 16x100 cm





Dusty light grey nuance

OAK STREET Grey 257021058 / 20x120cm





Classy design for trendy spaces



OAK MODERN Greige 257021049 / 16x100 cm





Graphite black nuance



OAK TREND Graphite 257021053 / 20x120cm



CUBO



Neutral, modern and pure design



CUBO Cold Beige 257022063 / 48,5x48,5cm





Warm beige nuances

CUBO Beige 257022064 / 48,5x48,5cm





Soft touch of grey



CUBO Greige 257022066 / 48,5x48,5cm





Original and effective tone
for modern commercial
environment



CUBO Grey 257022065 / 48,5x48,5cm





Medium brown color can be easily combined with natural tones



CUBO Brown 257022067 / 48,5x48,5cm



Graphite grey nuance
always a good choice



CUBO Dark Grey 257022068 / 48,5x48,5cm



STUCCO



Calming tones of cold but bravely enhanced with warmness of beige




STUCCO Cold Beige 257022069 / 50x100cm



Beige nuance will make your ambient perfect



STUCCO Beige 257022070 / 50x100cm






Subtle design in grey tones



STUCCO Grey 257022071 / 50x100cm



STUCCO



Grey tones will be your inspiration for further decoration



STUCCO Warm Grey 257022072 / 50x100cm


BETON



Cool beige nuance,
with cold white effect



BETON Cold Beige 257022075 / 66,5x66,5cm






Light grey concrete colour



BETON Original 257022078 / 66,5x66,5cm





Light grey with
warm brown effect

BETON Stone Brown

257022079 / 66,5x66,5cm





Classic concrete colour



BETON Grey 257022077 / 66,5x66,5cm





Graphite grey nuance



BETON Dark Grey 257022074 / 66,5x66,5cm




TISSE



Charmly brown brings energy to every space



TISSE Light Brown 257022073 / 66,5x66,5cm






Clean, pure and abstract
contemporary design



TEXTON Dark Grey 257022074 / 66,5x66,5 cm





INSTALLATION INSTRUCTIONS

STEPS FOR PROPER INSTALLATION

- The subfloor must be level, flat, clean, free from marks, sound, dry, solid, hard, smooth and not exposed to moisture.
- The preparation/dryness of the subfloor and installation procedures should all be in accordance with the current relevant standard within the country of use. Absorbency has to be regulated when needed and subfloor protected from humidity rising.
- Use the same shade number for each continuous surface.
- For wood pattern, avoid installation of LVT with the same design next to each other.
- Let the flooring acclimatise and relax at least 24h at room temperature (minimum 15°C or in accordance with current relevant country standard) before installation.
- Before starting to install, determine the type of laying taking into account the shape of the room and the design to be laid.
- The cut tiles closest to the walls should be more than 10 cm wide; at doorways and corners, not less than half a whole tile.



INSTALLATION:

- 1** Tiles should be laid in a checkerboard pattern and installation should start from the center of the room, taking into consideration the wet bonding method when necessary.
- 2** Stagger each row of planks to ensure that the end joints do not coincide with the previous row installed.
- 3** Use only adhesives recommended by Tarkett (list available on our website). Always follow the adhesive manufacturer's instructions.
- 4** Apply about 250 g/m² using the recommended trowel (TKB A1 or A2 according adhesive specification) and recommended open time.
- 5** The flooring should be pressed immediately with a cork press and rolled in both directions with a heavy roller after complete installation.
- 6** Wait 48h before allowing any foot traffic and 72h for moving of furniture.

NOTES

NOTES
